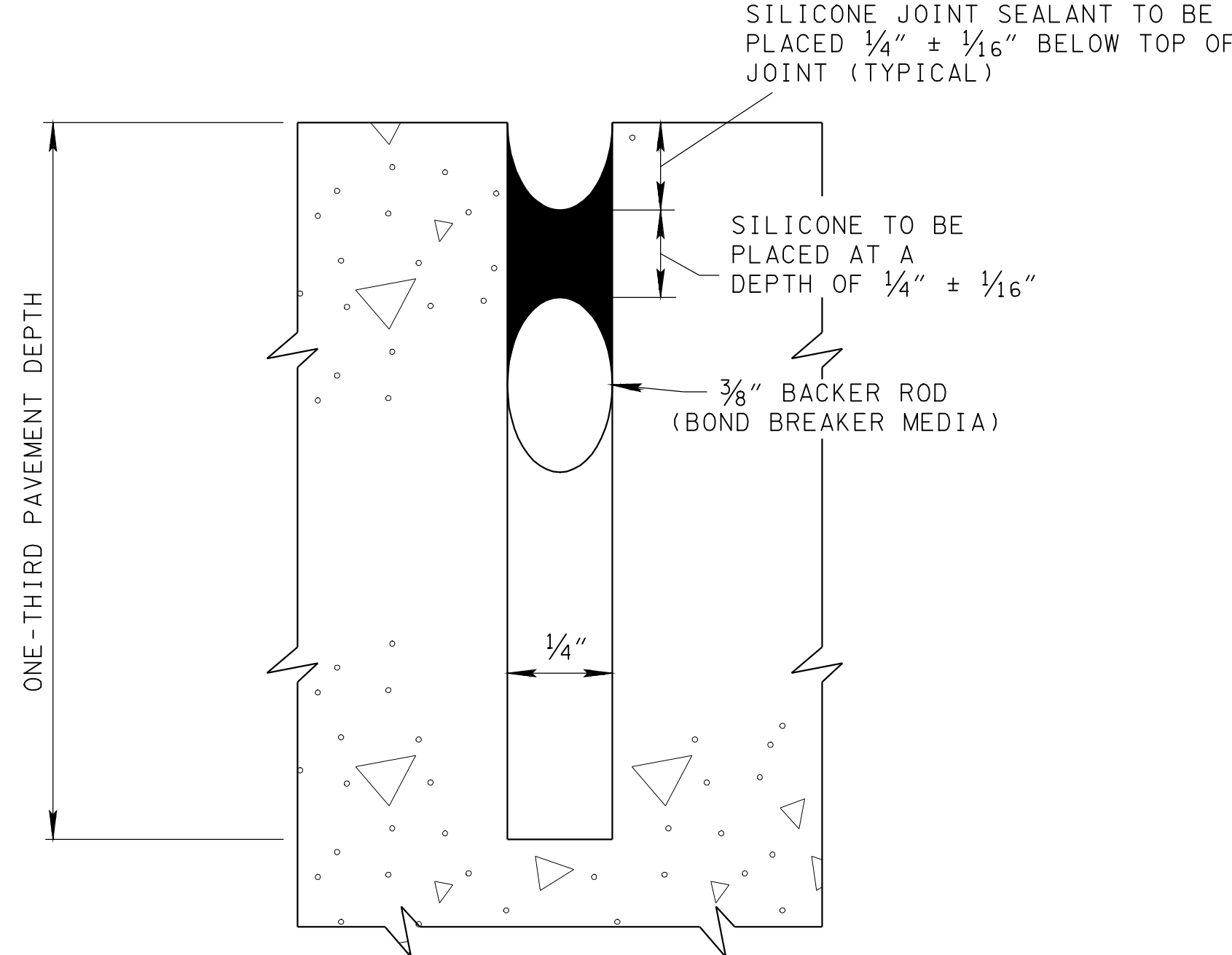
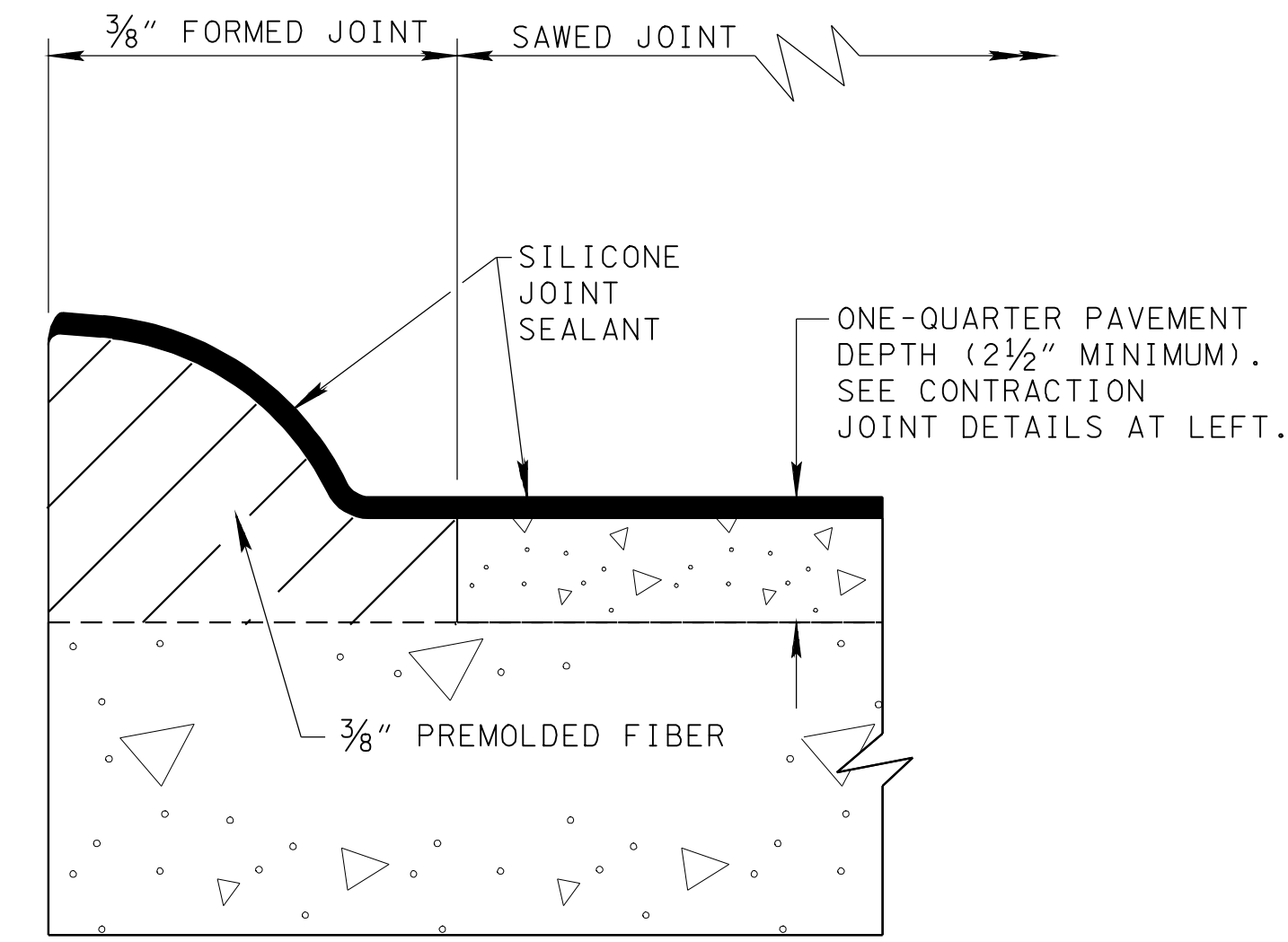


CONSTRUCTION JOINT

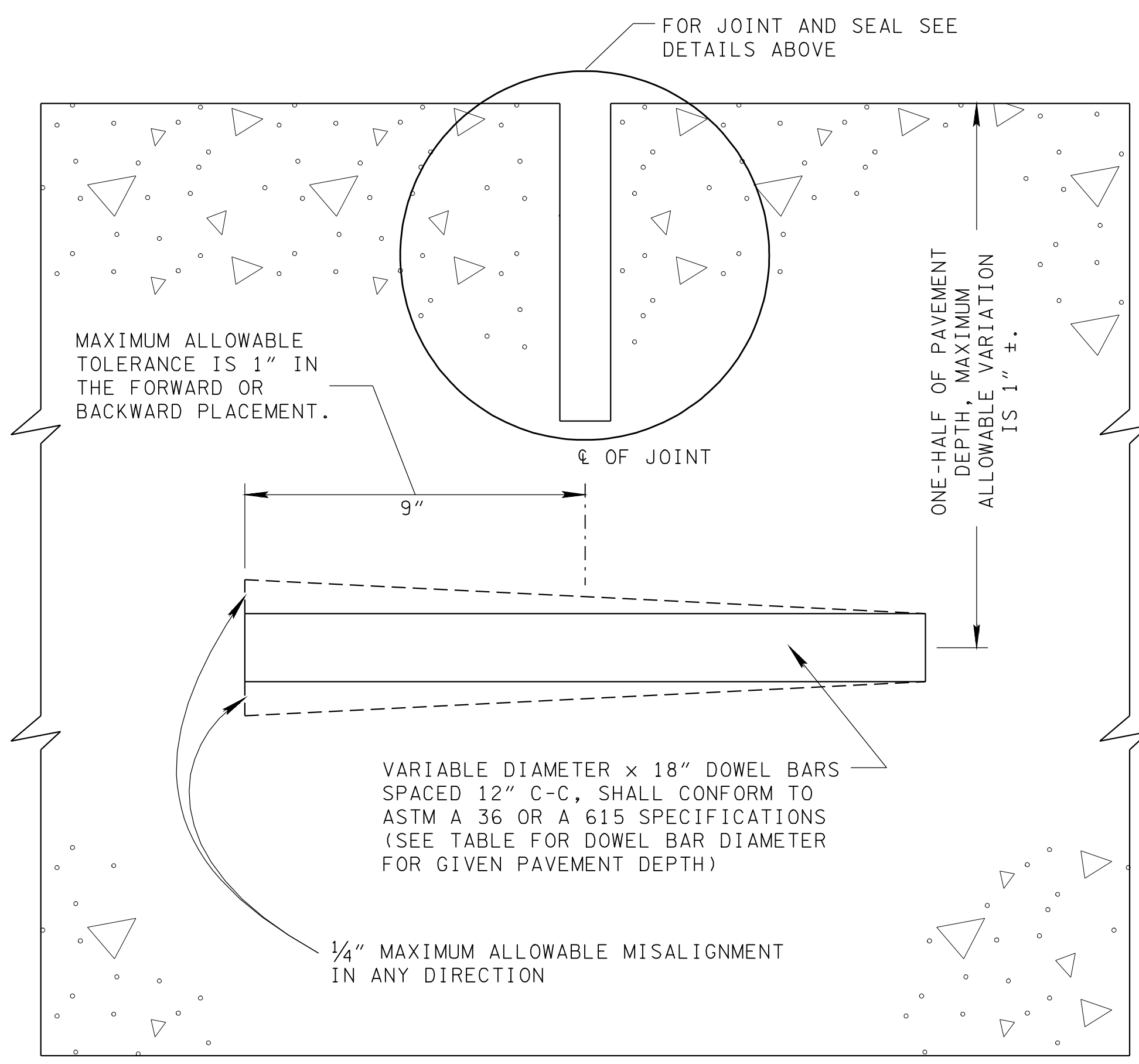


PLAIN SAWED GROOVE CONTRACTION JOINT



CONTRACTION DETAILS THROUGH  
INTEGRAL CONCRETE CURB

SEE STANDARD DRAWING RP-MC-1 FOR ADDITIONAL  
DETAILS AND NOTES NOT SHOWN ON THIS SHEET.



DETAIL OF DOWEL BAR FOR ALL TRANSVERSE  
CONTRACTION JOINTS

- GENERAL NOTES
- (A) SEE STANDARD SPECIFICATIONS AND SPECIAL PROVISIONS FOR ADDITIONAL REQUIREMENTS FOR PAVEMENT JOINTS AND SEALANTS.
  - (B) TRANSVERSE CONTRACTION AND CONSTRUCTION JOINTS WITH DOWELS SHALL BE REQUIRED. CONTRACTION JOINTS SHALL HAVE 15 FEET CONSTANT SPACING (SEE STANDARD DRAWING RP-J-1).
  - (C) TRANSVERSE CONTRACTION AND/OR CONSTRUCTION JOINTS IN THE PORTLAND CEMENT CONCRETE SHOULDERS SHALL BE OF THE SAME TYPE, MATERIAL AND SPACING AS THE CORRESPONDING JOINTS IN THE PORTLAND CEMENT CONCRETE TRAFFIC LANES. (SEE SUBSECTION 501.23 (b) OF THE STANDARD SPECIFICATIONS.) SEE STANDARD DRAWINGS RP-CS-1 AND RP-CS-2 FOR FURTHER DETAILS.
  - (D) SEE STANDARD DRAWINGS RP-I-5 AND RP-J-11 FOR 3/4" EXPANSION JOINTS AT STREET AND ALLEY INTERSECTIONS.
  - (E) SEE STANDARD DRAWINGS RP-J-1 FOR 1 3/4" EXPANSION JOINTS AT BRIDGE ENDS.
  - (F) SEE STANDARD DRAWINGS RP-J-5 AND RP-J-7 FOR 1 3/4" EXPANSION JOINTS ON RAMP.
  - (G) SEE STANDARD DRAWING RP-J-15 FOR LONGITUDINAL CONSTRUCTION JOINTS WITH TIE BARS.
  - (H) SEE STANDARD DRAWINGS RP-J-17, RP-J-18, AND RP-J-19 FOR DOWEL BAR AND DOWEL BAR ASSEMBLY DEVICE PLACEMENT DETAILS.
  - (I) DOWELS MAY BE PRESET IN BASKETS OR VIBRATED INTO PLACE WITH A DOWEL IMPLANTER, SO LONG AS THE TOLERANCES SHOWN IN DETAIL ON THIS SHEET ARE MET.
  - (J) LONGITUDINAL CONTRACTION AND/OR CONSTRUCTION JOINTS WITH TIE BARS SHALL BE REQUIRED. TIE BARS SHALL BE 2'-6" LONG AND SPACED 1'-6" CENTER-TO-CENTER. TIE BARS SHALL BE 3/8" DIAMETER ROUND DEFORMED STEEL BARS AND CONFORM TO ASTM A 615 - GRADE 40 SPECIFICATIONS.

DOWEL BAR SIZE TABLE	
PAVEMENT THICKNESS (INCHES)	BAR DIAMETER (INCHES)
8-10	1 1/4"
>10	1 1/2"

CROSS-REFERENCE DRAWINGS FOR  
THIS SHEET: RP-I-5, RP-J-1,  
RP-J-3, RP-J-5, RP-J-7, RP-J-11,  
RP-J-13, RP-J-15, RP-J-17,  
RP-J-18, RP-J-19 AND RP-MC-1.

- REV. 3-32-82: UPDATED DETAIL OF DOWEL BAR FOR TRANSVERSE JOINTS.
- REV. 1-4-83: CHANGED DEPTH REQUIREMENT ON ALTERNATE TO SAWING LONGITUDINAL CONTRACTION JOINT.
- REV. 1-9-85: CHANGED DOWEL BAR TO ASTM A 36.
- REV. 11-19-85: DELETED TOLERANCE IN NOTE 6.
- REV. 5-25-88: ELIMINATED POLYETHYLENE SHEETING ALTERNATE AND REPLACED ELASTOMERIC WITH SILICONE.
- REV. 2-14-90: REDREW SHEET; UPDATED "PLAIN SAWED GROOVE CONTRACTION JOINT" AND "CONSTRUCTION JOINT" DETAILS. ELIMINATED "INSERT AND SAWED GROOVE CONTRACTION JOINT" DETAIL, CHANGED DOWEL BAR LENGTH TO 18", AND MODIFIED GENERAL NOTES.
- REV. 2-14-91: ADDED DOWEL BAR SIZE TABLE. CHANGED REFERENCE FOR DOWEL BAR SIZE FROM 1 1/4" TO VARIABLE DIAMETER.
- REV. 10-26-91: MODIFIED INTEGRAL CONCRETE CURB DETAIL.
- REV. 12-18-94: CHANGED DRAWING REFERENCE NUMBER IN GENERAL NOTE (C) AND IN CROSS-REFERENCE BLOCK.
- REV. 5-27-96: CHANGED MAXIMUM ALLOWABLE MISALIGNMENT TOLERANCE FOR DOWEL BARS FROM 1/2" TO 1/4".
- REV. 10-26-00: CHANGED WIDTH AND DEPTH OF SAWED GROVE CONTRACTION JOINT. CHANGED WIDTH OF CONSTRUCTION JOINT. CHANGED GENERAL NOTE (I).
- REV. 1-19-02: ADDED NEW GENERAL NOTE (C). REDESIGNATED ALL SUBSEQUENT GENERAL NOTES.
- REV. 9-24-10: ADDED 8" PAVEMENT THICKNESS.
- REV. 2-2-12: CHANGED DOWEL BAR TABLE

MINOR REVISION -- FHWA  
APPROVAL NOT REQUIRED.

STATE OF TENNESSEE  
DEPARTMENT OF TRANSPORTATION

CONTRACTION AND  
CONSTRUCTION  
JOINTS FOR  
CONCRETE PAVEMENT